

Robeco QI Global Conservative High Dividend Eq. C EUR

Robeco QI Global Conservative Equities is an actively managed fund that invests in low-volatility stocks in developed and emerging countries across the world. The selection of these stocks is based on a quantitative model. The fund aims to achieve returns equal to, or greater than, those on the Benchmark with lower expected downside risk, whilst still controlling relative risk through the applications of limits (on countries and sectors) to the extent of deviation from the Benchmark. The fund's objective is to achieve a better return than the index. The selected low-risk stocks are characterized by high dividend yields, attractive valuation, strong momentum and positive analyst revisions as well. This results in a diversified, low turnover portfolio of defensive stocks aiming to achieve stable equity returns and high income.



Pim van Vliet, Arlette van Ditshuizen, Maarten Polfliet, Jan Sytze Mosselaar, Arnoud Klep
Fund manager since 14-12-2011

Performance

	Fund	Index
1 m	0.22%	-1.25%
3 m	2.74%	4.72%
Ytd	2.91%	12.89%
1 Year	-0.11%	5.57%
2 Years	3.95%	2.10%
3 Years	9.32%	10.76%
5 Years	6.13%	8.96%
10 Years	8.64%	10.69%
Since 12-2011	9.24%	11.35%

Annualized (for periods longer than one year)

Note: Due to a difference in measurement period between the fund and the index, performance differences may arise. For further info, see last page.

Rolling 12 month returns

Period	Fund
09-2022 - 08-2023	-0.11%
09-2021 - 08-2022	8.19%
09-2020 - 08-2021	20.91%
09-2019 - 08-2020	-8.09%
09-2018 - 08-2019	12.14%

Initial charges or eventual custody charges which intermediaries might apply are not included.

Index

MSCI All Country World Index (Net Return, EUR)

General facts

Morningstar	★★★★
Type of fund	Equities
Currency	EUR
Total size of fund	EUR 367,072,043
Size of share class	EUR 110,518,625
Outstanding shares	722,853
1st quotation date	22-02-2013
Close financial year	31-12
Ongoing charges	0.61%
Daily tradable	Yes
Dividend paid	Yes
Ex-ante tracking error limit	-
Management company	Robeco Institutional Asset Management B.V.

Sustainability profile

- Exclusions
- ESG Integration
- Voting & Engagement
- ESG Target

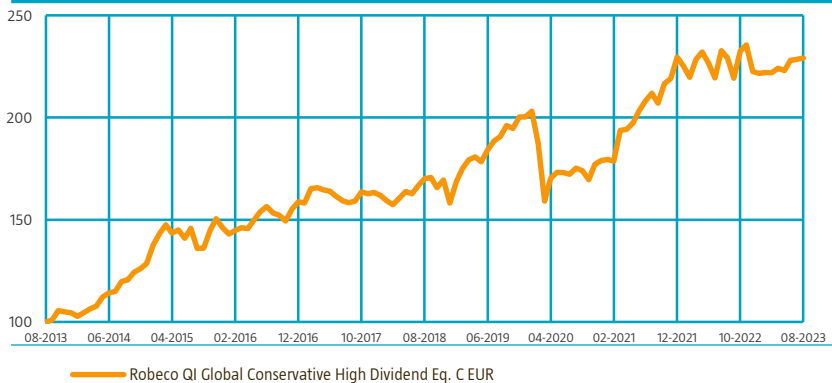
ESG score target Footprint target

Better than index Better than index

For more information on exclusions see <https://www.robeco.com/exclusions/>

Performance

Indexed value (until 31-08-2023) - Source: Robeco



Performance

Based on transaction prices, the fund's return was 0.22%.

The conservative equities that the fund typically selects as part of its investment strategy outperformed the market index last month.

Expectation of fund manager

The Global Conservative Equities Fund invests in low volatility stocks with lower expected downside risk and good upside potential. The more stable stocks tend to be overlooked by investors, though they offer relatively high returns given their risk profile. We expect the fund to do particularly well during down markets and volatile market conditions. In a very bullish environment, the fund could lag the overall market, yet still deliver good absolute returns. In the long term, we expect stable equity returns and high income with considerably lower downside risk.

Top 10 largest positions

The top ten positions are primarily the result of the fact that these companies have a low expected volatility combined with good upside potential.

Fund price

31-08-23	EUR	152.89
High Ytd (06-01-23)	EUR	154.36
Low Ytd (23-03-23)	EUR	144.63

Fees

Management fee	0.40%
Performance fee	None
Service fee	0.16%

Legal status

Investment company with variable capital incorporated under Luxembourg law (SICAV)
 Issue structure Open-end
 UCITS V Yes
 Share class C EUR
 This fund is a subfund of Robeco Capital Growth Funds, SICAV

Registered in

Austria, Belgium, France, Germany, Luxembourg, Netherlands, Singapore, Spain, Switzerland, United Kingdom

Currency policy

Currency risk will not be hedged. Exchange-rate fluctuations will therefore directly affect the fund's share price.

Risk management

Risk management is fully integrated in the investment process to ensure that positions always meet predefined guidelines.

Dividend policy

The fund aims to distribute a quarterly dividend of 1% (4% a year).

Fund codes

ISIN	LU0891727132
Bloomberg	RBGCECE LX
Sedol	BJ0WZG9
WKN	A14NHW
Valoren	20724098

Top 10 largest positions

Holdings

Merck & Co Inc
Exxon Mobil Corp
Amgen Inc
Procter & Gamble Co/The
McDonald's Corp
Oracle Corp
Novartis AG
Bristol-Myers Squibb Co
Marsh & McLennan Cos Inc
Gilead Sciences Inc
Total

Sector	%
Health Care	2.07
Energy	2.03
Health Care	1.98
Consumer Staples	1.97
Consumer Discretionary	1.92
Information Technology	1.79
Health Care	1.75
Health Care	1.67
Financials	1.61
Health Care	1.59
Total	18.38

Top 10/20/30 weights

TOP 10	18.38%
TOP 20	31.85%
TOP 30	42.81%

Statistics

	3 Years	5 Years
Tracking error ex-post (%)	7.70	7.21
Information ratio	-0.09	-0.29
Sharpe ratio	0.91	0.53
Alpha (%)	2.90	0.28
Beta	0.63	0.73
Standard deviation	10.47	12.75
Max. monthly gain (%)	8.59	8.59
Max. monthly loss (%)	-5.37	-14.82

Above mentioned ratios are based on gross of fees returns

Hit ratio

	3 Years	5 Years
Months outperformance	19	27
Hit ratio (%)	52.8	45.0
Months Bull market	21	39
Months outperformance Bull	6	10
Hit ratio Bull (%)	28.6	25.6
Months Bear market	15	21
Months Outperformance Bear	13	17
Hit ratio Bear (%)	86.7	81.0

Above mentioned ratios are based on gross of fees returns.

Changes

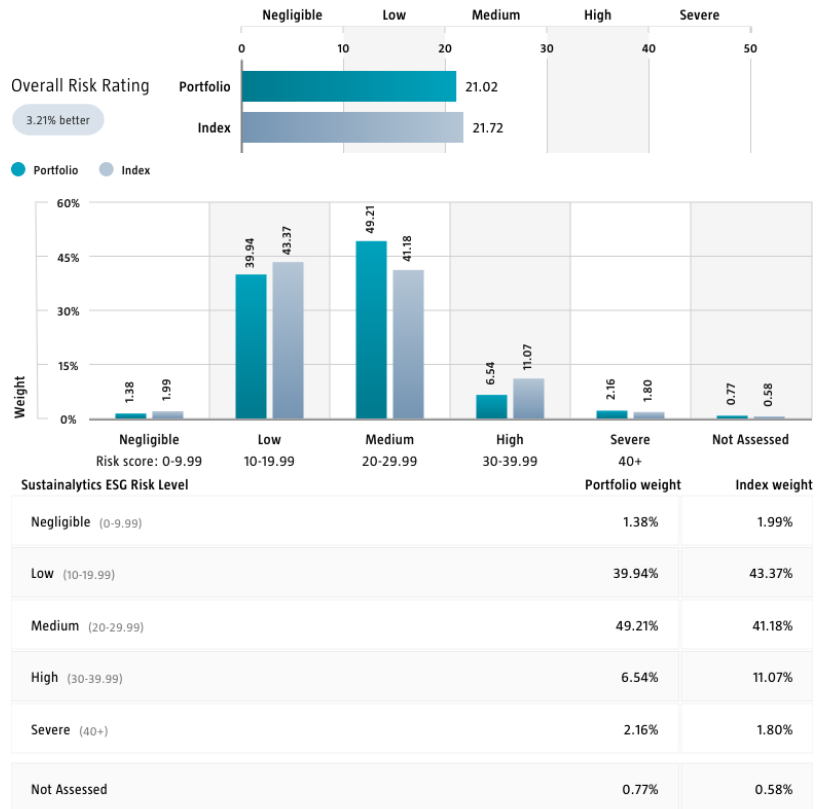
Performance prior to the launch date is based on the performance of a comparable share class with higher cost base.

Sustainability

The fund systematically incorporates sustainability in the investment process via exclusions, ESG integration, ESG and environmental footprint targets, engagement and voting. The fund does not invest in stocks issued by companies that are in breach of international norms or where its activities have been deemed detrimental to society following Robeco's exclusion policy. Financially material ESG factors are integrated in the portfolio construction to ensure the ESG score of the portfolio is better than that of the index. In addition, the environmental footprints of the fund are made lower than that of the benchmark by restricting the GHG emissions, water use and waste generation. With these portfolio construction rules, stocks issued by companies with better ESG scores or environmental footprints are more likely to be included in the portfolio while stocks issued by companies with worse ESG scores or environmental footprints are more likely to be divested from the portfolio. In addition, where a stock issuer is flagged for breaching international standards in the ongoing monitoring, the issuer will become subject to engagement. Lastly, the fund makes use of shareholder rights and applies proxy voting in accordance with Robeco's proxy voting policy.

Sustainalytics ESG Risk Rating

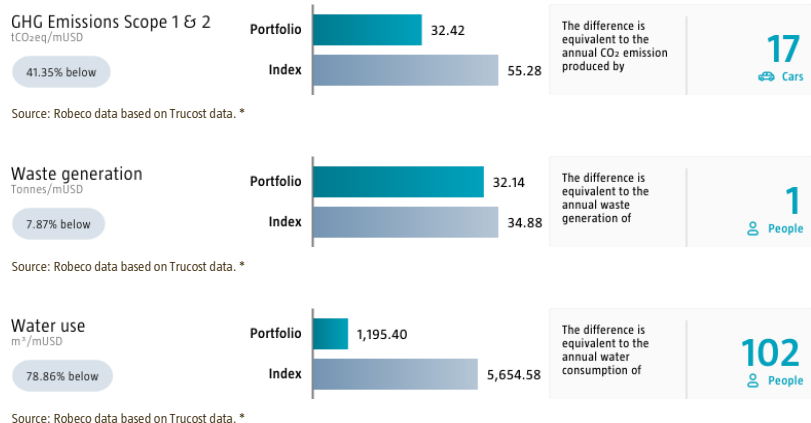
The Portfolio Sustainalytics ESG Risk Rating chart displays the portfolio's ESG Risk Rating. This is calculated by multiplying each portfolio component's Sustainalytics ESG Risk Rating by its respective portfolio weight. If an index has been selected, those scores are provided alongside the portfolio scores, highlighting the portfolio's ESG risk level compared to the index. The Distribution across Sustainalytics ESG Risk Levels chart shows the portfolio allocations broken into Sustainalytics' five ESG risk levels: negligible (0-10), low (10-20), medium (20-30), high (30-40) and severe (40+), providing an overview of portfolio exposure to the different ESG risk levels. If an index has been selected, the same information is shown for the index. Only holdings mapped as corporates are included in the figures. Source: Copyright ©2022 Sustainalytics. All rights reserved.



Source: Copyright ©2023 Sustainalytics. All rights reserved.

Environmental Footprint

Environmental footprint expresses the total resource consumption of the portfolio per mUSD invested. Each assessed company's footprint is calculated by normalizing resources consumed by the company's enterprise value including cash (EVIC). We aggregate these figures to portfolio level using a weighted average, multiplying each assessed portfolio constituent's footprint by its respective position weight. Sovereign and cash positions have no impact on the calculation. If an index is selected, its aggregate footprint is shown besides that of the portfolio. The equivalent factors that are used for comparison between the portfolio and index represent European averages and are based on third-party sources combined with own estimates. As such, the figures presented are intended for illustrative purposes and are purely an indication. Figures only include corporates. The reported waste generation by companies in the portfolio and index can include Incinerated Waste, Landfill Waste, Nuclear Waste, Recycled Waste and Mining Tailing Waste. While these types of waste have different environmental impacts, in the comparison all types of waste are aggregated and expressed as total weight. The difference in tonnes/mUSD invested between portfolio and index is expressed as 'equivalent to the annual waste generation of # people', based on the average tonnes of household waste generated per European.



* Source: S&P Trucost Limited © Trucost 2023. All rights in the Trucost data and reports vest in Trucost and/or its licensors. Neither Trucost, nor its affiliates, nor its licensors accept any liability for any errors, omissions, or interruptions in the Trucost data and/or reports. No further distribution of the Data and/or Reports is permitted without Trucost's express written consent.

Asset Allocation

Asset allocation	
Equity	99.3%
Cash	0.7%

Sector allocation

The Global Conservative Equities Fund is not benchmark driven. It uses a quantitative stock selection model for bottom-up selection of stocks with low absolute risk and high expected return characteristics. The current weights in defensive sectors are high compared to regular indices. This is due to the fact that these sectors contain a relatively large number of stable and attractively priced stocks.

Sector allocation		Deviation index
Health Care	17.0%	5.2%
Financials	14.8%	-0.6%
Consumer Staples	14.1%	6.9%
Information Technology	13.7%	-8.4%
Consumer Discretionary	12.2%	0.9%
Industrials	10.1%	-0.3%
Communication Services	10.0%	2.5%
Utilities	2.9%	0.3%
Energy	2.6%	-2.3%
Real Estate	1.9%	-0.4%
Materials	0.6%	-3.9%

Country allocation

The Global Conservative Equities Fund is not benchmark driven. It uses a quantitative stock selection model for bottom-up selection of stocks with low absolute risk and high expected return characteristics. The current weights in certain countries are high compared to regular indices. This is due to the fact that these countries contain a relatively large number of stable and attractively priced stocks.

Country allocation		Deviation index
United States	53.5%	-9.2%
Japan	9.0%	3.5%
Taiwan	6.5%	4.9%
Switzerland	4.3%	1.8%
Canada	4.1%	1.3%
Australia	3.1%	1.3%
China	2.8%	-0.3%
United Kingdom	2.8%	-0.7%
Netherlands	2.1%	1.0%
Norway	1.5%	1.3%
Brazil	1.3%	0.7%
Singapore	1.3%	1.0%
Other	7.9%	-6.6%

Investment policy

Robeco QI Global Conservative Equities is an actively managed fund that invests in low-volatility stocks in developed and emerging countries across the world. The selection of these stocks is based on a quantitative model. The fund aims for a better sustainability profile compared to the Benchmark by promoting ESG (i.e. Environmental, Social and corporate Governance) characteristics within the meaning of Article 8 of the European Sustainable Finance Disclosure Regulation and integrating ESG and sustainability risks in the investment process. In addition, the fund applies an exclusion list on the basis of controversial behavior, products (including controversial weapons, tobacco, palm oil and fossil fuel) and countries, next to proxy voting and engagement. The selected low-risk stocks are characterized by high dividend yields, attractive valuation, strong momentum and positive analyst revisions as well. This results in a diversified, low turnover portfolio of defensive stocks aiming to achieve stable equity returns and high income. The majority of stocks selected will be components of the Benchmark, but stocks outside the Benchmark may be selected too. The fund can deviate substantially from the weightings of the Benchmark. The fund aims to achieve returns equal to, or greater than, those on the Benchmark with lower expected downside risk, whilst still controlling relative risk through the applications of limits (on countries and sectors) to the extent of deviation from the Benchmark. The Benchmark is a broad market weighted index that is not consistent with the ESG characteristics promoted by the fund.

Fund manager's CV

Pim van Vliet is Head of Conservative Equities and Chief Quant Strategist. As Head of Conservative Equities, he is responsible for a wide range of global, regional, and sustainable low-volatility strategies. He specializes in low-volatility investing, asset pricing, and quantitative finance. He is the author of numerous academic research papers including publications in the Journal of Banking and Finance, Management Science, and the Journal of Portfolio Management. Pim is a guest lecturer at several universities, author of an investment book and speaker at international seminars. He became Portfolio Manager in 2010. Pim joined Robeco in 2005 as a Researcher with responsibility for asset allocation research. Pim holds a PhD and a Master's cum laude in Financial and Business Economics from Erasmus University Rotterdam. Arlette van Ditshuizen is Portfolio Manager Quantitative Equities and Co-Head Quant Equity Portfolio Management. She has been portfolio manager since 2007. She focuses on managing the wide range of regional and global Conservative Equities strategies, Robeco's Low-volatility strategy. Arlette's areas of expertise are portfolio construction and risk management. She chairs Robeco's Equity Risk Management and Quant Portfolio Management Committees. Previously, she was Risk Manager within Robeco for two years and held a position as Portfolio Manager and Head of Derivatives Structures with Robeco for six years. Arlette started her career as a researcher at Robeco in 1997. She holds a Master's in Econometrics from Erasmus University Rotterdam. Maarten Polfliet is Portfolio Manager Quantitative Equities and Co-Head Quant Equity Portfolio Management. He focuses on managing the wide range of regional and global Conservative Equities strategies, Robeco's Low-volatility strategy. Maarten specializes in portfolio construction and investment style analyses. Until 2014, Maarten was a Quant Client Portfolio Manager at Robeco. From 2002, he was Equity Portfolio Manager at Bank Insinger de Beaufort, until he joined Robeco in 2005. He started his career as a Portfolio Manager for private and institutional clients at SNS Bank Nederland in 1999. He has a Master's in Financial Economics from Tilburg University and a Master's in Financial Analysis from the University of Amsterdam. Jan Sytze Mosselaar is Portfolio Manager Quantitative Equities. He focuses on managing the wide range of regional and global Conservative Equities strategies, Robeco's Low-volatility strategy, and the factor investing portfolios, such as Value-, Momentum-, Quality- and Multi-Factor portfolios. Jan Sytze is the author of 'A Concise Financial History of Europe', published by Robeco. He started his career in 2004 at Robeco and worked for ten years as a multi-asset portfolio manager, responsible for multi-asset funds, quant allocation funds and fiduciary pension mandates. He holds a Master's in Business Economics with a specialization in Finance & Investments from the University of Groningen. He is a CFA® charterholder. Arnoud Klep is Portfolio Manager Quantitative Equities. He focuses on managing the wide range of regional and global Conservative Equities strategies, Robeco's Low-volatility strategy. Arnoud specializes in portfolio construction and sustainability integration within quantitative equities. Previously, Arnoud was Head of Structured Investments with Robeco, managing various quantitative investment strategies. He started his career in the Robeco Quantitative Research department in 2001. Arnoud holds a Master's in Econometrics from Tilburg University.

Fiscal product treatment

The fund is established in Luxembourg and is subject to the Luxembourg tax laws and regulations. The fund is not liable to pay any corporation, income, dividend or capital gains tax in Luxembourg. The fund is subject to an annual subscription tax ('tax d'abonnement') in Luxembourg, which amounts to 0.05% of the net asset value of the fund. This tax is included in the net asset value of the fund. The fund can in principle use the Luxembourg treaty network to partially recover any withholding tax on its income.

MSCI disclaimer

Source MSCI. MSCI makes no express or implied warranties or representations and shall have no liability whatsoever with respect to any MSCI data contained herein. The MSCI data may not be further redistributed or used as a basis for other indices or any securities or financial products. This report is not approved, endorsed, reviewed or produced by MSCI. None of the MSCI data is intended to constitute investment advice or a recommendation to make (or refrain from making) any kind of investment decision and may not be relied on as such.

Morningstar

Copyright © Morningstar Benelux. All Rights Reserved. The information contained herein: (1) is proprietary to Morningstar and/or its content providers; (2) may not be copied or distributed; and (3) is not warranted to be accurate, complete or timely. Neither Morningstar nor its content providers are responsible for any damages or losses arising from any use of this information. Past performance is no guarantee of future results. For more information on Morningstar, please refer to www.morningstar.com

Sustainalytics disclaimer

The information, methodologies, data and opinions contained or reflected herein are proprietary of Sustainalytics and/or third parties, intended for internal, non-commercial use, and may not be copied, distributed or used in any way, including via citation, unless otherwise explicitly agreed in writing. They are provided for informational purposes only and (1) do not constitute investment advice; (2) cannot be interpreted as an offer or indication to buy or sell securities, to select a project or make any kind of business transactions; (3) do not represent an assessment of the issuer's economic performance, financial obligations nor of its creditworthiness; (4) are not a substitute for a professional advice; (5) past performance is no guarantee of future results. These are based on information made available by third parties, subject to continuous change and therefore are not warranted as to their merchantability, completeness, accuracy or fitness for a particular purpose. The information and data are provided "as is" and reflect Sustainalytics' opinion at the date of their elaboration and publication. Sustainalytics nor any of its third-party suppliers accept any liability for damage arising from the use of the information, data or opinions contained herein, in any manner whatsoever, except where explicitly required by law. Any reference to third party names is for appropriate acknowledgement of their ownership and does not constitute a sponsorship or endorsement by such owner. Insofar as applicable, researched companies referred herein may have a relationship with different Sustainalytics' business units. Sustainalytics has put in place adequate measures to safeguard the objectivity and independence of its opinions. For more information, contact compliance@sustainalytics.com.

Disclaimer

This document has been issued by Robeco Institutional Asset Management B.V. (Robeco). The information contained in this publication is based upon sources of information believed to be reliable. Robeco is not answerable for the accuracy or completeness of the facts, opinions, expectations and results referred to therein. Whilst every care has been taken in the preparation of this publication, we do not accept any responsibility for damage of any kind resulting from incorrect or incomplete information. This publication is subject to change without notice.

Important information

Risk factors you should consider before investing: Markets: The value of investments and the income from them can go down as well as up and you may get back less than the amount invested. Exchange Rates: Investing globally can bring additional returns and diversify risk. However, currency exchange rate fluctuations may have a positive or negative impact on the value of your investment. Country : Less developed countries may face more political, economic or structural challenges than developed countries. This may mean your money is at greater risk. The risks outlined might be particularly relevant to this fund and should always be read in conjunction with all warnings and comments given in the prospectus and KIID for the fund. Other important information: The fund constitutes a recognised scheme under section 264 of the Financial Services and Markets Act. Nothing herein constitutes investment, legal, tax or other advice and is not to be relied upon in making an investment or other decision. No recommendation is made, positive or otherwise, regarding individual securities mentioned. You should seek professional advice before making any investment decisions. This is not an invitation to subscribe for shares in the Fund and is by way of information only. Subscriptions will only be received and shares issued on the basis of the current Prospectus, relevant Key Investor Information Document (KIID) and other supplementary information for the Fund. These can be obtained free of charge from Northern Trust Global Serviced Limited, 50 Bank Street, Canary Wharf, London E14 5NT or from our website www.robeco.com. The ongoing charges mentioned in this publication express the operational costs including management fee, service fee, tax d'abonnement, depositary fee and bank charges and is the one stated in the fund's latest annual report at closing date. Robeco Institutional Asset Management B.V., Rotterdam (Trade Register no. 24123167) is registered with the Netherlands Authority for the Financial Markets in Amsterdam and subject to limited regulation in the UK by the Financial Conduct Authority. Details about the extent of our regulation by the Financial Conduct Authority are available from us on request. Unless otherwise stated, performances are i) net of fees based on transaction prices and ii) with dividends reinvested.